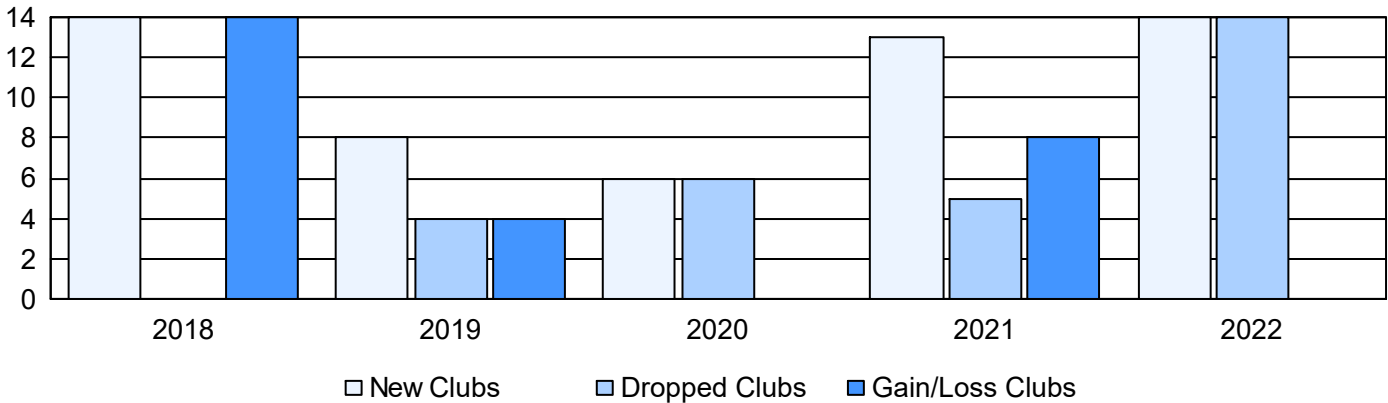
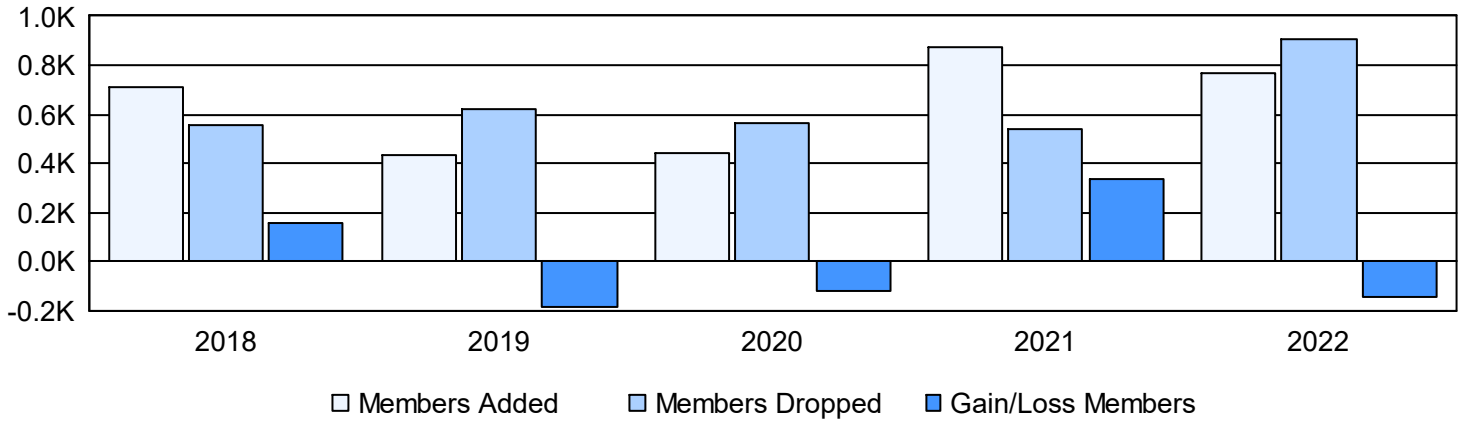


Year	New Clubs	Dropped Clubs	Gain/Loss Clubs	New Members	Charter Members	Reinstate Members	Transfer Members	Total Member Added	Total Members Dropped	Gain/Loss Members
2017-2018	14	0	14	350	334	22	3	709	555	154
2018-2019	8	4	4	212	190	27	2	431	619	-188
2019-2020	6	6	0	153	188	33	70	444	562	-118
2020-2021	13	5	8	466	374	15	16	871	536	335
2021-2022	14	14	0	324	413	20	8	765	909	-144
<b>Average</b>	<b>11</b>	<b>6</b>	<b>5</b>	<b>301</b>	<b>300</b>	<b>23</b>	<b>20</b>	<b>644</b>	<b>636</b>	<b>8</b>

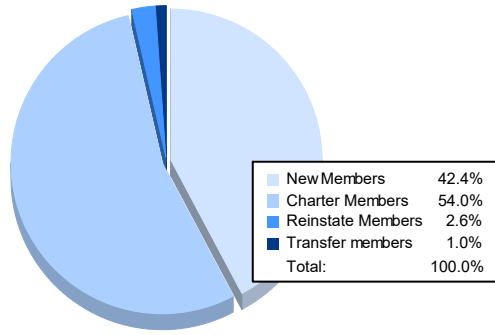
### Clubs



### Members



### Membership Composition June 2022 Cumulative



### Gender Composition June 2022 Cumulative

